

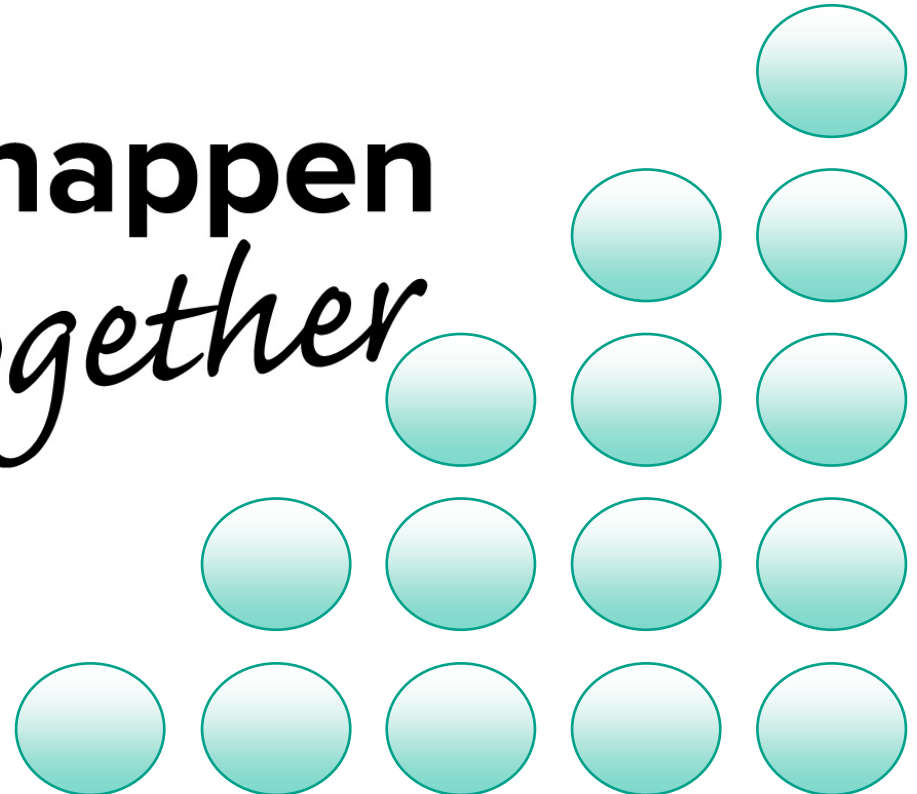
Sevenoaks District Sustainable Community Action Plan 2010-2013

2013 Annual Report

making it happen



-together



Welcome to.....

The 2013 Annual Progress report for year three of the “2010-2013 making it happen–together” Community Plan for the Sevenoaks District.

Making it happen– *together* is the Community Plan for the Sevenoaks District. It sets out a 10 year vision that reflects what local people have told us is important to them in the District. The vision and three year action plan came to end in March 2013.

This is the final Annual Report for the 2010-2013 Action Plan. It summarises the work of the Sevenoaks District Local Strategic Partnership (LSP) over the last three years.

The themes for the 10 year vision were identified following extensive consultation with local residents and partner agencies and are set out below:

We want Sevenoaks District to be a place with:

- ◆ Safe and Caring Communities
- ◆ A Green and Healthy Environment
- ◆ A Dynamic and Sustainable Economy


These themes are supported by the 12 priorities and supporting actions as set out in this report. The LSP uses a traffic light monitoring system to measure success:

- ◆ Green – on target to be achieved
- ◆ Amber – in some danger, requires remedial action
- ◆ Red – unlikely to be achieved

A the end of the third year of the 2010–2013 Action Plan 97% of the actions in the plan were on target.

This Annual Report is produced by Sevenoaks District Council on behalf of the Sevenoaks District LSP using data and information provided by partners.

The Community Plan is delivered by the Sevenoaks District Local Strategic Partnership. The partnership is co-ordinated by Sevenoaks District Council and includes Kent County Council, the Police, Kent Fire and Rescue Service, the health service, housing associations and representatives from voluntary and faith groups.

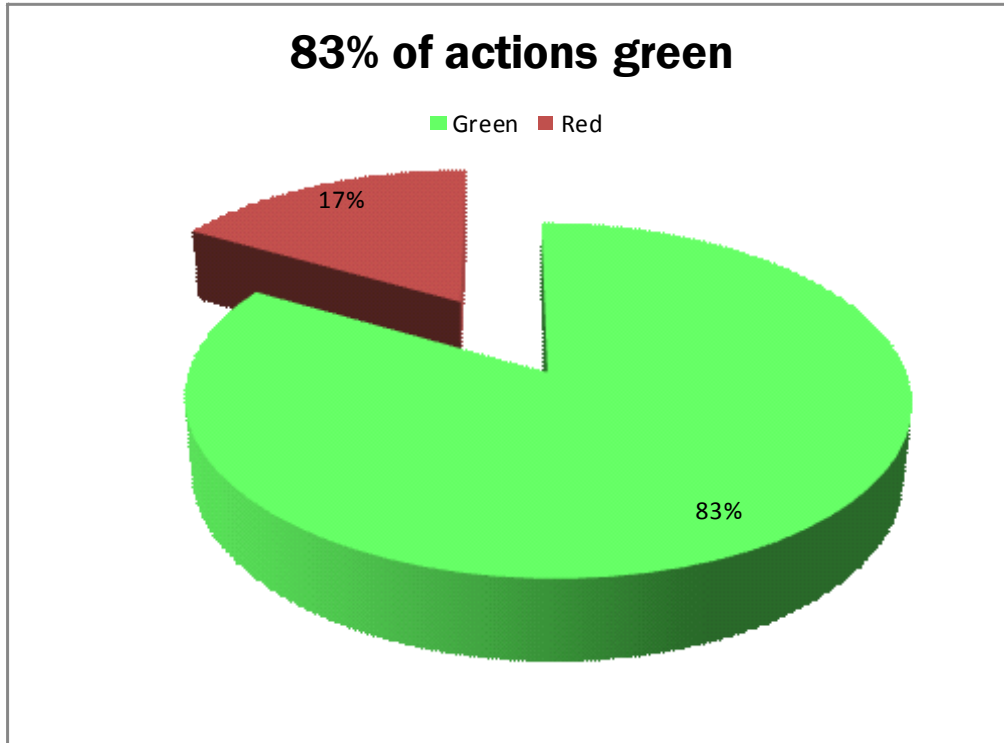


Cllr Peter Fleming
Leader of Sevenoaks District Council

making it happen
 *-together*

| | |
|---------|---|
| Page 4 | Help communities to feel safe and be safe |
| Page 6 | Meeting the needs of an ageing population |
| Page 8 | A better start for our children |
| Page 10 | Improve the lives of young people in the District |
| Page 12 | A clean and healthy environment |
| Page 14 | Energy, resources and climate changes |
| Page 16 | Improve health and wellbeing |
| Page 18 | Development and the environment |
| Page 20 | Strong, active and involved communities |
| Page 22 | Keep Sevenoaks District moving |
| Page 24 | Housing to meet residents needs |
| Page 26 | A thriving local economy |

Priority 1 – Help communities to feel safe and be safe



How did we do?

- 1.1: Partners working together to help communities be safe and feel safe
- 1.2: A low overall crime rate
- 1.3: Increased confidence that agencies are tackling anti-social behaviour and local crime issues
- 1.4: Reduce the number of first time entrants to the Youth Justice system aged 10-17
- 1.5: Reduction in repeat incidents of Domestic Abuse



Successes 2010-13

Through the work of the Sevenoaks District Community Safety Partnership we have...

worked in partnership to help residents in Sevenoaks District feel safe

- ◆ During 2012/13, the Sevenoaks District Community Safety Partnership worked together to reduce anti-social behaviour and the fear of crime. It took action to deal with anti-social behaviour, (including fly-tipping), burglary, theft, substance misuse, young people's issues, vehicle crime, domestic abuse, speeding vehicles and road safety
- ◆ At the end of 2012/13, 93% of targets in the Community Safety Partnership action plan were achieved.

created confidence that partnership organisations are working together to tackle anti-social behaviour and crime issues

- ◆ 95% of residents consulted at community safety events during 2011 felt satisfied that the Council and the Police were dealing with anti-social behaviour.
- ◆ The Sevenoaks District Community Safety Unit (CSU) is made up of Council staff and Police staff working together. The CSU discuss reports of anti-social behaviour on a daily basis and agree action. This means that local police officers, PCSOs, Community Wardens, Housing Associations and SDC staff are immediately tasked with dealing with anti-social behaviour and community safety issues reported within the last 24 hours.
- ◆ During 2012/13, there was an increase of 779 daily tasking actions taken forward (89.9%) compared to 2011/12.
- ◆ Sevenoaks Police Station moved into the council offices in September 2012. It has increased opportunities for joint working between the CSU and Police Officers.

kept crime low and reduced crime levels

- ◆ Sevenoaks District had the second lowest level of crime in Kent and achieved a reduction of 0.5% in all recorded crime in the period October 2011 – September 2012 when compared to the same period in the previous year.
- ◆ The total number of crimes fell from 5470 in the baseline year of 2008/09 to 5340 in 2012/13.

reduced the number of young people who entered the youth justice system for the first time

- ◆ Between 2008/09 and 2012/13, Sevenoaks District Community Safety Partnership projects and activities contributed to a 62% decrease in the number of first time entrants into the Youth Justice system.
- ◆ This has helped to improve life chances of children and young people.

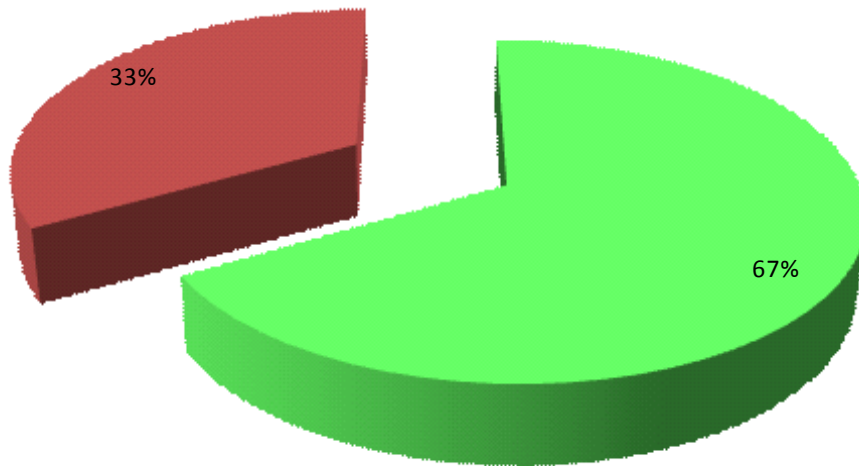
reduced the overall number of repeat incidents of domestic abuse

- ◆ During 2012/13, there were 872 reports of domestic abuse, of which 196 involved repeat victims. This represented a reduction of 1.5% from 24% to 22.5% in this period, not quite achieving the target of 22%.
- ◆ The Community Safety Partnership continues to fund a number of schemes to deal with Domestic Abuse.
- ◆ The Community Safety Partnership aims to reduce the number of repeat incidents by 2% during 2013/14.

Priority 2 – Meeting the needs of an ageing population

67% of actions green

Green Red



How did we do?

- 2.1: Increased proportion of people who feel that older people receive the support they need to live independently.
- 2.2: Increased proportion of housing that meets the needs of an ageing population
- 2.3: Healthier lifestyles for those over 50



Successes 2010-13

Partnership work led by the Sevenoaks District Health Action Team has helped to meet the needs of an ageing population. We have...

supported people to gain the skills they needed to live independently

- ◆ The number of people attending falls prevention and yoga classes increased by 10.3% during 2012/13 when compared with the previous year.
- ◆ As a result of attendance at falls prevention classes people reported feeling more confident with improved balance and that they have the skills for coping with a fall. Several people have reported being able to get up safely after a fall.
- ◆ Some comments from people who attended the course show how much the classes helped them:
 - ◆ *"I now feel more confident. I feel I can now move around the house easier without a fear of falling."*
 - ◆ *"My confidence is increasing weekly, my balance has improved considerably."*
- ◆ We were unable to measure whether an increased proportion of people felt that older people receive the support they need to live independently as the national survey by which this was measured was discontinued.

increased the amount of housing that met the needs of older people

- ◆ Sevenoaks District Council Planning Policy takes into account the needs of older people by increasing the proportion of housing designed to the lifetime homes standard. This is housing that can be readily adapted to meet the needs of older people and people with disabilities.
- ◆ In the period April 2011 – March 2012, 11% of completed housing units had been encouraged to achieve the Lifetime Homes standard. 60% of these units achieved lifetime homes standard.
- ◆ Extra Care accommodation provides on-site care and support, sometimes up to 24 hours depending on the needs of residents, and can include support for people with dementia.

- ◆ During 2011/12, 37 additional extra care bedrooms were completed and 34 sheltered housing units were completed. This is a significant increase from the previous year when no extra care or sheltered housing units were completed.

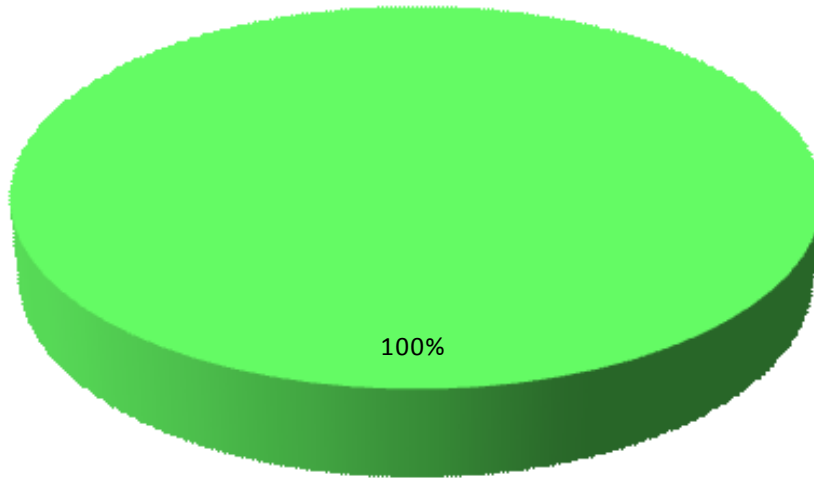
delivered healthy living activities for people over 50

- ◆ There are currently 8 health walks in the District. The District's health walks are run by local volunteers. Over the period 2010-2013, Health Walks contributed to improvement in 57 medical and health conditions including asthma, parkinson's, osteoporosis, diabetes, blood pressure conditions and joint conditions.
- ◆ Some quotes from people who use attended the health walks show how much it improved health for them:
 - ◆ *"First walk was a struggle, inspired me to persevere daily and can now do five mile walks" (73 year old from Sevenoaks)*
 - ◆ *"After my husband died it has helped me both mentally and physically. Also I have made new friends with similar interests." (Hartley, age unknown)*
- ◆ In the same period, people attending falls and yoga classes reported improvements in medical conditions ranging from asthma to cancer and some improvements in back and joint conditions.

Priority 3 – A better start for our children

100% of actions green

■ Green



How did we do?

- 3.1: Services for children and young people coordinated and delivered in partnership**
- 3.2: Young People's Action Plan delivered**
- 3.3 Services for children aged 0-5 and their parents provided**
- 3.4 Health of primary school aged children improved**



Successes 2010-13

Partners have worked together to give children a better start in life...

the Local Children's Trust Board worked as a partnership to coordinate and improve services for children and young people and their families

- ◆ We provided funding to enable the Hero Project (Housing, Energy and Retraining Options) to help vulnerable parents by giving them access to advice on a variety of issues including debt, employment and housing. During the period October–March 2013, 26 people benefited from debt advice, 91 people benefited from housing advice while 70 people benefited from housing advice.
- ◆ We promoted and increased the number of families offered early intervention services and coordinated support.
- ◆ We lobbied for reductions in the waiting times for children and young people who needed to access Child and Adolescent Mental Health Services. A new provider has now been appointed by Kent County Council and services are being closely monitored to ensure expectations of reduced waiting lists are being delivered.

we delivered a young people's action plan 2009-2012

- ◆ The Sevenoaks District Young People's Action Plan (YPAP) was based on the views of over 2200 children and young people from across the District. It set out 12 priorities for action based on the 5 'Every Child Matters' Outcomes:
 - ◆ Enjoying and Achieving
 - ◆ Being Healthy
 - ◆ Staying Safe
 - ◆ Positive Contribution
 - ◆ Economic Wellbeing
- ◆ At the end of the plan in 2012, 100% of the targets were achieved. In the last year of the plan, well over 180,000 activities for children and young people were provided by YPAP partners.

we provided services for children aged 0-5 and their parents

- ◆ Children's Centres are places where all families can access a range of services under one roof.
- ◆ In the past three years, the number of children registered at Children's Centres increased from 1400 at the end of December 2010 to 4900 April 2013.
- ◆ This represents an increase of 67% of all 0-5 year olds in the District registered with their local Children's Centre.
- ◆ In the past three years, 4300 families have visited the centres
- ◆ During 2012, Kent Children's Social Services increased their focus on preventative services for children and young people by commissioning a new range of services, including services aimed at supporting children to break down barriers that prevent achievement in later life.

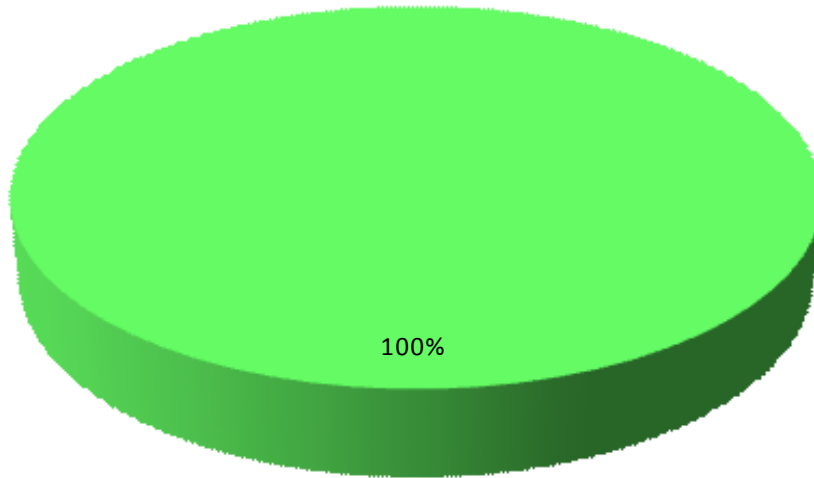
we worked in partnership to deliver activities that improved the health of primary school age children

- ◆ The 2012 Health Profile for the Sevenoaks District showed that 16.1% of children in year 6 in the District are classified as obese. This is lower than the national average and a significant reduction from the District baseline of 29.5% of children classified as obese measured in 2009.

Priority 4 — Improve the lives of young people in the District

100% of actions green

■ Green



How did we do?

- 4.1: Barriers to learning reduced
- 4.2 More young people have their achievements recognised
- 4.3 Support provided for children during transition from Primary to Secondary schools
- 4.4 16/18 year olds supported into employment, education and training
- 4.5 Increased number of pupils achieving 5 GCSE's or more at grades A* - C



Successes 2010-13

We have worked in partnership to improve the lives of young people in the District and have...

reduced barriers to learning

- ◆ CAFs (Common Assessment Framework) and Team Around the Family (TAFs) meetings have helped to reduce barriers to achievement for children and young people by increasing access to a range of preventative services.
- ◆ During 2010/11, the number of CAFs completed in the Sevenoaks District represented 46.7 per 10,000 population under 18. The number of CAFs completed during 2012/13 increased to 57.4 per 10,000 population as a result of CAF training and promotion.

enabled more young people to have their achievement recognised

- ◆ Try Angle Awards aim to raise the profile of the vast majority of young people – aged 11-18 years – who, often with little recognition, make a positive contribution to society. The awards recognise the outstanding efforts and achievements of the young people in our community.
- ◆ During 2011/12, 8 young people from the District were nominated for a Try Angle award and two successful grant applications totalling £6,000 were led by young people.
- ◆ Over 100 young people have taken part in Try Angle awards from the Sevenoaks District in past three years.
- ◆ During 2011/12, West Kent Extra were awarded £25,000 from the National Heritage Lottery Fund Young Roots Programme for a “Swanley’s hidden histories” heritage project. The film uncovered aspects of a town whose past includes a thriving horticultural industry and strong railway connections as well as connections with the traveller culture.

provided activities that have helped to support children in their transition from Primary to Secondary schools

- ◆ The 8-12s project supports young people living in Swanley, Sevenoaks, New Ash Green and West Kingsdown through regular, low cost and local activities with a focus on positive engagement, behaviour and transition through to secondary school and the teenage years.
- ◆ In 2012 to 2013, there were 2,196 attendances at the project with 123 children benefitting from project activities, including regular arts, crafts and sports sessions, theatre trips, swimming, astronomy sessions, science experiments, wheelchair basketball, performing arts, workshops on bullying, and ‘my future’ workshops.
- ◆ There were 9 local people volunteering weekly at the project.

reduced the number of young people who are not in education, training or employment

- ◆ CXK (formerly Connexions) projects, activities and partnership work helped to reduce the number of people who are Not in Employment Education or Training to 3.34% (85) in the last quarter of 2012/13 compared to 3.6% (106) in the previous quarter, exceeding their target of 3.65% for the year.

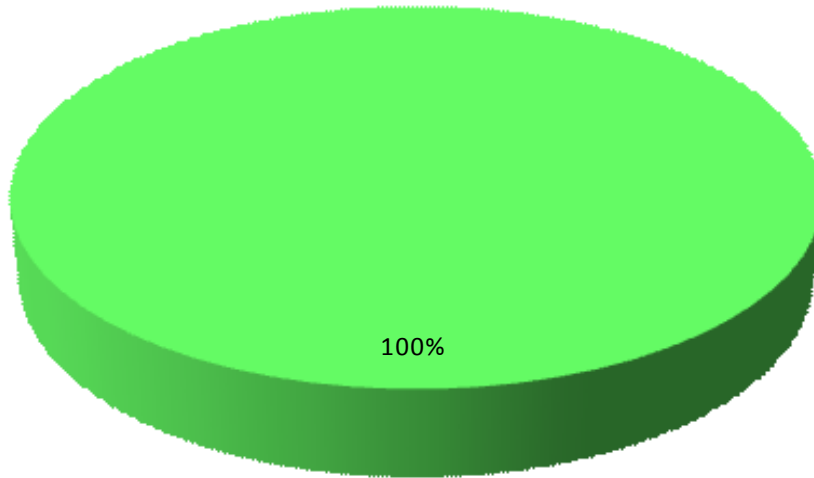
increased the number of people gaining 5 GCSEs or more at grades A*-C

- ◆ From 2010/11 the number of people attending schools in the District who achieved five A*-C GCSEs including English and Maths increased from 38.8% in 2010/11 to 43.1% in 2011/12.
- ◆ GCSE results of those attending schools in the District are however still below the national average (58.4%) and remain a priority for the Local Strategic Partnership.

Priority 5— A clean and healthy environment

100% of actions green

■ Green



How did we do?

- 5.1: Improved street and environmental cleanliness
- 5.2: Reduced fly-tipping incidents
- 5.3: Improved air quality within Air Quality Management areas (AQMA) and across the District generally



Successes 2010-13

Sevenoaks District Council, supported by the Community Safety Partnership have worked to keep Sevenoaks District clean and healthy. We have...

improved both street and environmental cleanliness through the cleaning operations carried out by Sevenoaks District Council

- ◆ New street cleaning schedules were introduced by Sevenoaks District Council from April 2011. The results to 'A' standard - (the highest standard) show how levels have improved :
 - ◆ Litter cleaned in this standard increased from 36% in 2010/11 to 58% in 2012/13;
 - ◆ Detritus cleaned in this standard increased in the same period from 34.10% to 66%
- ◆ Results for 2012/13 for below standard (Category B) show that there have continued to be very low levels of litter and detritus as follows:
 - ◆ Litter reduced from 1.9% in 2011/12 to 1.4% in 2012/13
 - ◆ Detritus reduced in the same period from 0.3 to 0%

worked to reduce incidents of fly tipping and sought new ways of identifying offenders

- ◆ There was a 20.1% reduction in the number of fly tipping incidents between 2010 and 2012.
- ◆ Fly tipping continues to be a priority for the Community Safety Partnership. During 2012/13, the Community Safety Partnership funded cameras to tackle fly tipping at fly tipping hot spots that were identified by KCC Community Wardens, PCSO's and PACT (Partners and Communities Together) Panel members.
- ◆ In the same period, fly tipping continued to be removed from public land and highways within 7 working days.

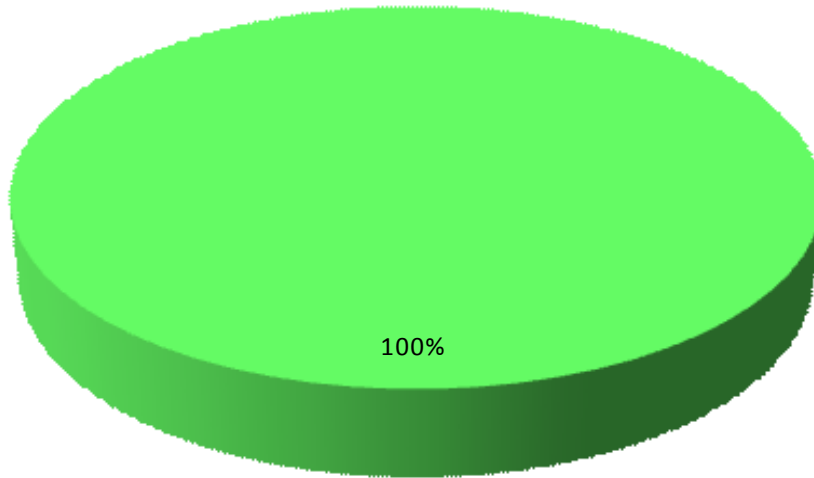
continued to seek improved air quality in the District and monitor Air Quality Management Areas (AQMAs)

- ◆ Two new Air Quality Management Areas (AQMAs) were agreed during 2012/13 as a result of monitoring as follows:
 - ◆ Re-designating the entire length of the A25 into a single AQMA
 - ◆ A new AQMA in Birchwood road, Swanley.
- ◆ There remain a total of 9 AQMAs in total in the District.
- ◆ Through the delivery of the Air Quality Management Action Plan, over £70,000 of funding was secured from DEFRA (Department for the Environment, Food and Rural Affairs). This helped to fund the purchase of new air quality monitoring equipment and a project worker for an Air Alert Scheme and the investigation of traffic options in Sevenoaks Town and in other AQMAs in the District.

Priority 6—Energy, Resources and Climate Change

100% of actions green

■ Green



How did we do?

- 6.1: Increased carbon (CO₂) savings
- 6.2: Development avoided in areas likely to flood
- 6.3: Reduce fuel poverty in the District
- 6.4: More sustainable standards of construction in new developments



Successes 2010-13

Sevenoaks District Council has worked to conserve energy and resources and tackle climate change. We have...

supported measures which seek to increase carbon savings and reduce carbon footprints

- ◆ Sevenoaks District Council implemented a wide-ranging carbon-reduction strategy through its property and vehicles used for Council operations, as well as promoting and influencing change in the community, e.g. business and community operations, low-carbon retrofit programmes for social housing and advice services.
- ◆ This combined activity amounted to a total CO2 emissions savings of 5.2 tonnes per person across all sectors. This compares with an average figure of 5.58 tonnes per person across Kent as a whole.
- ◆ This activity has created financial savings for the District Council, businesses, community organisations and residents
- ◆ Sevenoaks District Council is now developing a “Climate Local” strategy for the Sevenoaks District. This will help to coordinate and further reduce carbon emissions and also to improve resilience to the effects of our changing climate and extreme weather.

continued to refuse planning permissions in areas that are likely to flood

- ◆ Between 2010-2013, no new developments were allowed in the District that were against the Environment Agency’s recommendations.

continued to implement measures to reduce fuel poverty in the District

- ◆ Sevenoaks District Council is working with Heat Seekers to provide energy efficiency advice and measures to householders.
- ◆ To date a total of 913 loft insulation and cavity wall installations have been carried out across the Sevenoaks District.
- ◆ Sevenoaks District Council are continuing to deliver a retrofit programme to improve thermal efficiency and reduce fuel poverty in social housing. One example initiative has assisted 66 cases with 173 heating and a further 23 installation measures with external funding brought in to the sum of £169,000.
- ◆ The HERO Project (Housing Energy Retraining Options) has continued to offer training and advice which covers fuel poverty

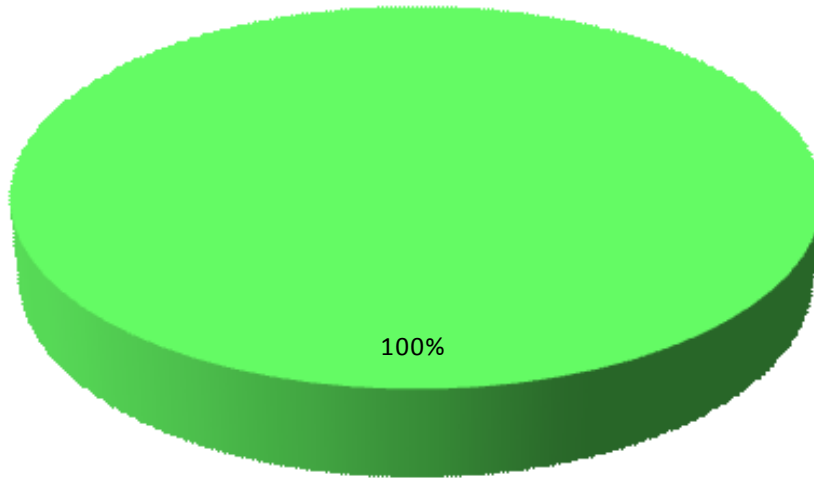
continued to ensure that developers have used more sustainable construction standards in new developments

- ◆ During 2012, 72% of relevant housing met the full requirement energy reduction standards set by the Government as part of BREEAM standards. (First year of monitoring for these standards)
- ◆ BREEAM is an environmental assessment method and rating system for buildings.
- ◆ All new residential homes in the District were required to meet building regulation energy efficiency standards.

Priority 7— Improve Health and wellbeing

100% of actions green

■ Green



How did we do?

- 7.1: Number of people stopping smoking increased
- 7.2: Improved weight management
- 7.3: Teenage pregnancy rates reduced
- 7.4: Reduced rate of increase in Hospital Admissions for alcohol related harm
- 7.5: Increased number of drug users in effective treatment
- 7.6: Increased adult participation in sport and active recreation
- 7.7: Access to Pembury Hospital improved



Successes 2010-13

The Sevenoaks District Health Action Team and Sevenoaks District Council's Healthy Living Team have...

increased the number of people who have stopped smoking

- ◆ In the last three years, NHS West Kent have had 2022 referrals to their stop smoking service. This programme had 835 people who were smoke free at four weeks.

delivered weight management programmes

- ◆ Sevenoaks District Council have engaged 820 people in weight management programmes between 2010 and 2013. Of those followed up at 2 year, 79% of these people have achieved progressive and maintained weight loss, with 29% of them losing more than 5% of their body weight which will reduce ill health factors.

reduced the teenage pregnancy rate through partnership work with the West Kent Teenage Pregnancy Partnership

- ◆ Between 2007 and 2009 there was a 25.7% teenage pregnancy rate for young people under the age of 18. In 2012, this had reduced to 21.1% which is lower than the Kent average of 38.1%, as a result of the work of the West Kent Teenage Pregnancy Partnership.

reduced admission rates to hospital for alcohol and increased drug users accessing treatment

- ◆ During the period 2009/10 the rate of alcohol related hospital admissions was 248.1 (male) and 130.8 (female) per 100,000 population. By 2010/11, this had decreased to 229.6 (male) and 123.8 (female) per 100,000 population.
- ◆ During 2012/13, a total of 148 people benefitted from targeted alcohol intervention projects funded by the Community Safety Partnership. These included referrals to Alcohol Clinics and targeted

Youth work programmes.

- ◆ At the end of March 2011, the number of Sevenoaks residents accessing treatment for substance misuse had increased by 26% when compared to 2009. This is a positive outcome as it was thought that Sevenoaks District residents had been under-accessing treatment.
- ◆ Between 2010-2013 1100 people were asked about their alcohol intake during health projects. At follow up 13% of people stated that they had reduced their alcohol intake to a safer level, of which 9% of these people drank to a high risk level and were referred on to an alcohol reduction intervention.

worked with Sencio Community Leisure to increase the number of adults participating in sport and active recreation

- ◆ Between 2009/11, 23.4% of residents in Sevenoaks took part in sport and active recreation (as measured by the Department of Culture Media and Sports). This increased by 3.79% to 26.1% in the period 2010/12.
- ◆ Sencio Community Leisure usage figures increased by 5.44% in the period 2010/11 to 2012/13. In the same period the number of schools who attended the leisure centre increased by 5.6%.
- ◆ Sevenoaks District Council's Healthy Living programmes had 17,209 attendances at adult sport and exercise programmes in the period 2010-2013.

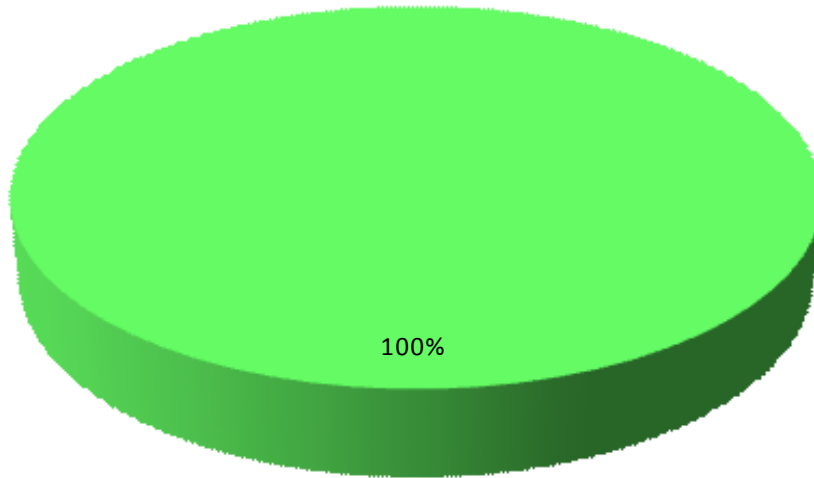
the West Kent Partnership continued to lobby for improved access to Pembury Hospital

- ◆ The West Kent Partnership led on an initiative that improved voluntary transport to the Pembury hospital.
- ◆ The need for improvements to the A21 has now been recognised by Kent County Council and the Department of Transport.

Priority 8—Development and the environment

100% of actions green

■ Green



How did we do?

- 8.1: Green belt protected
- 8.2: New development concentrated on existing urban areas which have the greatest range of services and facilities
- 8.3: Protect and enhance Areas of Outstanding Natural Beauty (AONB)
- 8.4: Ensure new development is designed to a high quality and takes into account local character
- 8.5: Ensure new development contributes to the communities they affect



Successes 2010-13

Sevenoaks District Council Planning Policies have supported development and worked alongside Area of Outstanding Natural Beauty (AONB) Units covering the District to protect the environment. Planning Policies have...

protected the Green Belt

- ◆ Between 2010-2013, there was no additional housing allowed on the Green Belt.

ensured that new development is located in urban areas with access to key local services and facilities

- ◆ 59% of new housing in 2010-11 was built within Sevenoaks Town, Swanley and Edenbridge. This is an increase of 11% from the period 2006/07–2009/10.
- ◆ As the Core Strategy was only adopted in 2011, it is expected that this will rise to two-thirds for all new housing over the Planning Policy period 2006-2026.

worked in partnership with Area of Outstanding Natural Beauty management plans to protect Areas of Outstanding Natural Beauty

- ◆ During 2012/13 the first stages of the Kent Downs Area of Outstanding Natural Beauty (AONB) management plan statutory review process started. This included an AONB wide assessment of progress against the action plan targets. 93% of actions in the Kent Downs AONB Management Action Plan were either met or on course to be met at the end of the last AONB unit Management Action Plan.
- ◆ Four Conservation Area Appraisal Management plans were adopted during 2011-12.

ensured that development is built to a high quality and takes into account local character

- ◆ 100% of housing schemes assessed against the Building for Life Criteria scored “Good” or above. Building for Life is a tool for assessing the design quality of homes and neighbourhoods in England. It was developed by the Commission for Architecture and the Built Environment (CABE)

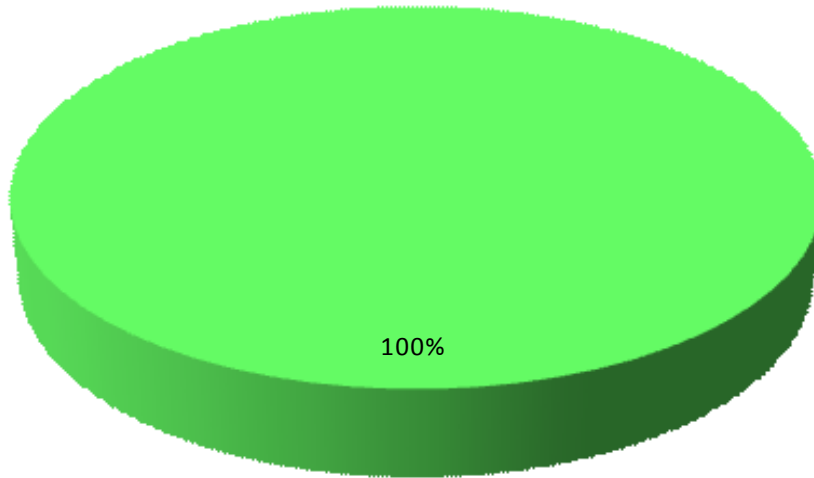
ensured that new development contributes to the communities it affects

- ◆ As part of new development on the site of the West Kent Cold Store in Dunton Green, Berkley Homes contributed £1.2 million developer contribution fees to the District Council for community facilities.
- ◆ Following an extensive community consultation process, this is now funding:
 - ◆ Environmental improvements in Riverhead at the Heights,
 - ◆ Building a new community centre incorporating a Parish Office and outdoor children’s play area facilities on the site of the Dunton Green recreation ground
 - ◆ Improvements to the Dunton Green Village Hall
 - ◆ Community Development work with the new community
- ◆ As part of the District Council’s Planning Policy, the draft Community Infrastructure Levy Charging Schedule was agreed for publication in February 2013.
- ◆ The Community Infrastructure Levy (CIL) is a new levy that local authorities can choose to charge on new developments in their area. The money can be used to support development by funding infrastructure that the Council, local community and neighbourhoods want.

Priority 9—Strong, active and involved communities

100% of actions green

■ Green



How did we do?

- 9.1: Increased participation in regular volunteering and community activities
- 9.2: Increased involvement in decision making
- 9.3: Residents consulted about issues that affect them
- 9.4: Increased number of parish plans



Successes 2010-13

**All partners have worked to create strong, active communities who are involved in decision making in their areas.
Together we have...**

increased the number of people participating in voluntary and community activities in the District, including arts and cultural activities.

- ◆ The London 2012 Olympic Torch Relay Event was very successful with over 25,000 residents lining the route. There were 130 Volunteer Stewards assisting on the day and managing the crowds.
- ◆ During 2012/13, Sevenoaks District Council trained 225 volunteer stewards to assist with the Olympic and Paralympic Games, with 20% going on to volunteer at Silverstone, Brands Hatch and Town Festivals.
- ◆ During 2012/13, Voluntary Action Within Kent reported the creation of 834 volunteering opportunities within the District and 1,497 registered volunteers. This represents a 247% increase in placements compared with 2011/12 (his included volunteers recruited to support the London 2012 Paralympic/Torch Relay Steward placements).
- ◆ West Kent Extra, the Stag Community Arts Centre and Sevenoaks Library created over 8000 hours of volunteering opportunities between them during 2012/13.
- ◆ During 2012/13 over 2,500 people were able to attend an arts related event that was funded by Sevenoaks District Council through the Sevenoaks District Arts Council.

involved people in making decisions about their local communities and consulted people about the issues that affect them

- ◆ In 2012/13, over 500 people, partners and businesses took part in focus groups, consultations and surveys as part of the development of the new Community Plan vision for the next 15 years and the priorities for the next three years.
- ◆ This involvement helped at the new 15 year vision for the Sevenoaks District and priorities for the new three year action plan.

- ◆ Residents, partners and businesses gave their view on the Sevenoaks District Council's planning policy for the next twenty years. The Local Development Framework 2006-2026 was adopted in February 2011.
- ◆ Residents, businesses and partners were consulted about major developments in the District, including:
 - ◆ Fort Halstead site
 - ◆ West Kent Cold Store and developer contributions
 - ◆ Land West of Bligh's Meadow in Sevenoaks Town
- ◆ Businesses and residents in the District were asked to support the District Broadband campaign as part of the "Making Kent Quicker Campaign"
- ◆ Residents views were sought by Sevenoaks District Council as part of its consultation on the Housing allocations strategy.
- ◆ Environmental Visual Audits and Partners and Communities Together (PACTs) are a way for local communities to take action on community safety issues in their local area.
- ◆ During 2012/13, the Community Safety Partnership enabled:
 - ◆ 8 EVAs to be carried out
 - ◆ 34 PACT Panel meetings to set priorities for their local communities

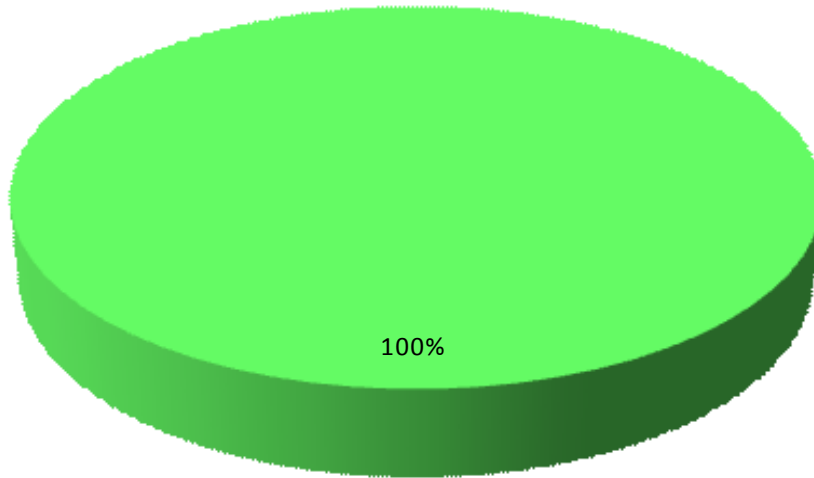
supported Town and Parish Councils to create their own community-led plans

- ◆ Parish Plans are community-led and based on extensive consultation with local people. They represent the detailed concerns and aspirations of that community.
- ◆ During the period 2010-13, the number of Parish Plans adopted as supplementary Planning Documents increased from zero to one with the adoption of the Otford Parish Plan and more plans in progress.
- ◆ Several other Parish Council's in the District are seeking to produce Parish Plans.

Priority 10—Keep Sevenoaks District Moving

100% of actions green

■ Green



How did we do?

- 10.1:** Improved access to key local services
- 10.2:** Increased number of schools signed up to school travel plans
- 10.3:** Increased proportion of journeys made by cycling by improving facilities for cyclists
- 10.4:** Improved road safety
- 10.5:** Improved maintenance of roads and pavements



Successes 2010-13

Kent County Council and Sevenoaks District Council are working together to keep Sevenoaks District moving. We have...

guided a greater number of new homes to more accessible locations

- ◆ Sevenoaks District Council Planning Policy covers a 20 year period from 2006-2026. It aims to ensure that two thirds of new housing should be located the towns of Sevenoaks, Swanley and Edenbridge, including at least 50% in Sevenoaks and Swanley. These towns have the greatest range of services
- ◆ During 2011/12 ,59% of new housing completions were in the three main towns and 36% in Sevenoaks and Swanley.
- ◆ This exceeds the figure reported in the 2006/7 to 2010/11 period when 46.7% of completions were in the three main towns.

increased the number of schools in Sevenoaks signed up to school travel plans

- ◆ During 2012/13, all schools in the Sevenoaks District, with the exception of two, reported having school travel plans in place. School travel plans aim to:
 - ◆ Cut the number of car journeys people make to school
 - ◆ Encourage more journeys by public transport
 - ◆ Encourage more walking and cycling
 - ◆ Make the journeys safer

produced a Cycling Strategy for the District which increases opportunities for cycling journeys seeks to improves facilities for cyclists

- ◆ During 2011, the Sevenoaks Cycling Strategy was agreed and schemes from the strategy are now starting to feed into Kent's Integrated Transport Programme for funding and delivery in the future.

- ◆ In 2012-13, Kent County Council and Sevenoaks District Council worked with local partners to install 50 cycle stands across 15 separate locations in the District. Locations included leisure centres, libraries, hospitals, shopping areas and parks.

delivered initiatives leading to improvement in road safety with the Community Safety Partnership

- ◆ There has been a decrease in the number of crashes and casualties recorded in the District in the last 3 years (a reduction from 204 crashes during 2009 to 180 crashes in 2011).
- ◆ In Sevenoaks District there has been a 16% reduction in the number of people killed or seriously injured on local roads in cars between the 2004-08 period and 2011.
- ◆ The Sevenoaks District Community Safety Partnership ran successful Speed Watch initiatives during the period 2010-2013. There are now 3 Speed Boards funded by the Partnership available to be loaned to groups. A total of 75 residents have been trained in Speed Watch.

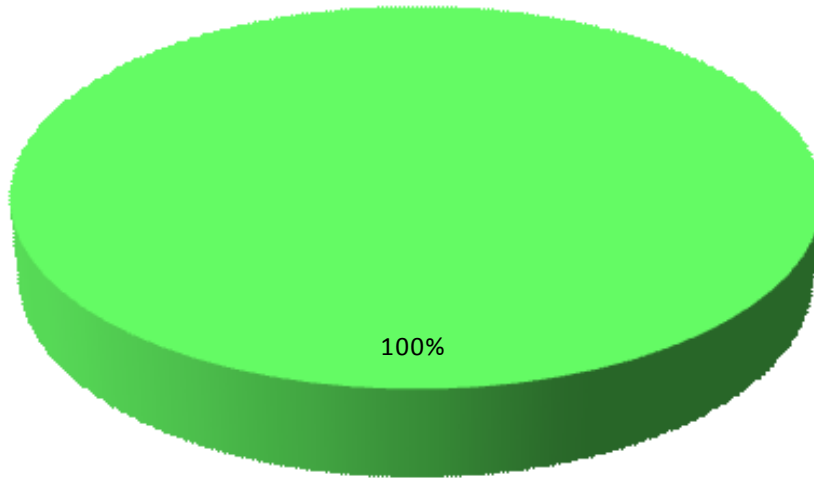
improved satisfaction with the condition of roads and pavements in the District

- ◆ Kent County Council improved satisfaction with the condition of roads in the District by 12% in the period 2011/12 when compared to the pervious year.
- ◆ During 2011/12, 97% of routine Highway faults were repaired in 28 days. This exceeds the target of 90%.

Priority 11—Housing to meet residents needs

100% of actions green

■ Green



How did we do?

- 11.1:** Increased supply of ready to develop housing sites
- 11.2:** Additional homes delivered
- 11.3:** Affordable and market housing delivered in the District
- 11.4:** Housing needs of vulnerable and minority groups and people on lower net incomes met
- 11.5:** Quality of existing housing improved
- 11.6:** Continue to take action to prevent homelessness



Successes 2010-13

Sevenoaks District Council is delivering housing to meet residents needs through its Planning Policies and housing strategy. We have...

increased the supply of sites ready to develop for housing

- ◆ Sevenoaks District has a yearly requirement of 165 units of housing. Over a 5 year period, this equates to a requirement of 825 units of housing. In 2012, Sevenoaks had a 5 year housing supply of 1472 units of housing (net), which is 605 units above the requirement.

enabled additional homes to be delivered in the District

- ◆ 174 net additional homes were completed in 2011-12.
- ◆ Additional sites for the future have been identified for housing development and to meet the requirements of District Council Planning Policy. The Development Management Plan was agreed for publication in February 2013 .

increased the number of affordable homes in the District

- ◆ 133 affordable units of housing were delivered between 2010–2012.
- ◆ 15 units of affordable housing were provided through a rural exception scheme during 2012.
- ◆ The District Council produced an under-occupation strategy. This aims to make better use of existing social housing stock and provide more manageable housing for some vulnerable groups.

the District Council worked with partners to meet the housing needs of minority groups and people on lower incomes

- ◆ New national policy in Planning for Traveller Sites 2012 identified the need to undertake a new Gypsy, Traveller and Travelling Showpeople Accommodation Assessment. for Sevenoaks District.
- ◆ The consultation planning document identifies the need for 72 more authorised pitches/plots for gypsies and travellers in the District between 2012 and 2026.

- ◆ Sevenoaks District Council is currently reviewing the existing Housing Strategy and the housing needs of vulnerable people, minority groups and people on lower incomes.

worked with landlords in the District to improve the quality of housing

- ◆ Sevenoaks District Council aimed to bring 40 dwellings each year up to the decent homes standard. During 2012/13 a total of 40 homes were made decent. In addition, during 2011/12, 43 properties were made decent
- ◆ Within the private sector 64% of dwellings now meet the decent homes standard.
- ◆ This improvement has been achieved by a combination of advice, enforcement and pro-active initiatives including Landlords' accreditation.

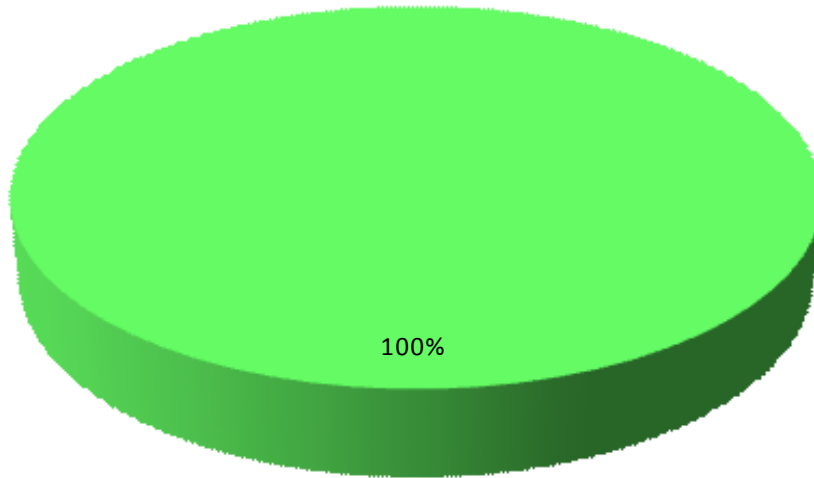
continued to take action to prevent people and families from becoming homeless.

- ◆ There were a total of 423 homeless preventions in 2012/13. During the three year period there were a total of 1672 homelessness preventions.
- ◆ This was as a result of schemes which included financial support and advice provided by or signposted by the District Council, which aim to support people who are at risk of losing their home or tenancy.

Priority 12— A thriving economy

100% of actions green

■ Green



How did we do?

- 12.1: Enable people to develop appropriate skills and qualifications to meet local needs**
- 12.2: Kent and Medway Local Economic Assessment delivered and supported**
- 12.3: Businesses within the District supported**
- 12.4: Land provided for employment to support the future of the District's economy**
- 12.5: Tourism encouraged and supported**
- 12.6: Vibrant town centres encouraged**



Successes 2010-13

The Partnership has worked alongside the West Kent Partnership to stimulate and create a thriving local economy. We have...

increased the number of people who are able to gain skills and qualifications relevant to the needs of local employers

- ◆ During 2012/13, there were noticeable improvements in the number of young people in years 11 and 12 who achieved vocational qualifications. The results showed that:
 - ◆ Year 11 pupils achieving a qualification increased from 94.37% to 100% in 2011/12 compared to the pupils completing studies in 2010/11.
 - ◆ There was also an increase in the number of year 12 pupils achieving a qualifications from 84.61% to 92% in the same period
- ◆ During 2011/12, Sevenoaks District Council worked with Voluntary Action Within Kent to set up a District-wide graduate volunteering programme “Springboard to Success” to encourage graduate retention within the District.
- ◆ 33 graduates from Sevenoaks District registered with the scheme and by the end of the project, a total of 9 were placed.
- ◆ Kent Adult Education supported nearly 180 people to gain qualifications and vocational skills during 2012/13.

supported businesses in the District through a range of economic development and West Kent Partnership led initiatives

- ◆ During the last three years, 10 businesses in the Sevenoaks District were supported by the West Kent Partnership’s Leader scheme. Grants given to businesses totalled £166,946, with the overall benefit to the Sevenoaks District exceeding £560,000. The programme promotes sustainable business growth within the rural economies in the West Kent.

- ◆ Three Business Breakfast events were held with major businesses during 2012/13. They enabled key issues, including skills and jobs, planning, infrastructure and communication, to be considered as part of the development of the new Community Plan.
- ◆ During 2011/12, The Partnership funded Enterprise First to deliver one to one business support and advice for businesses in the District.

provided and protected employment land in the District through Planning Policies

- ◆ There was an overall gain of 3155sq metres in employment floor space.

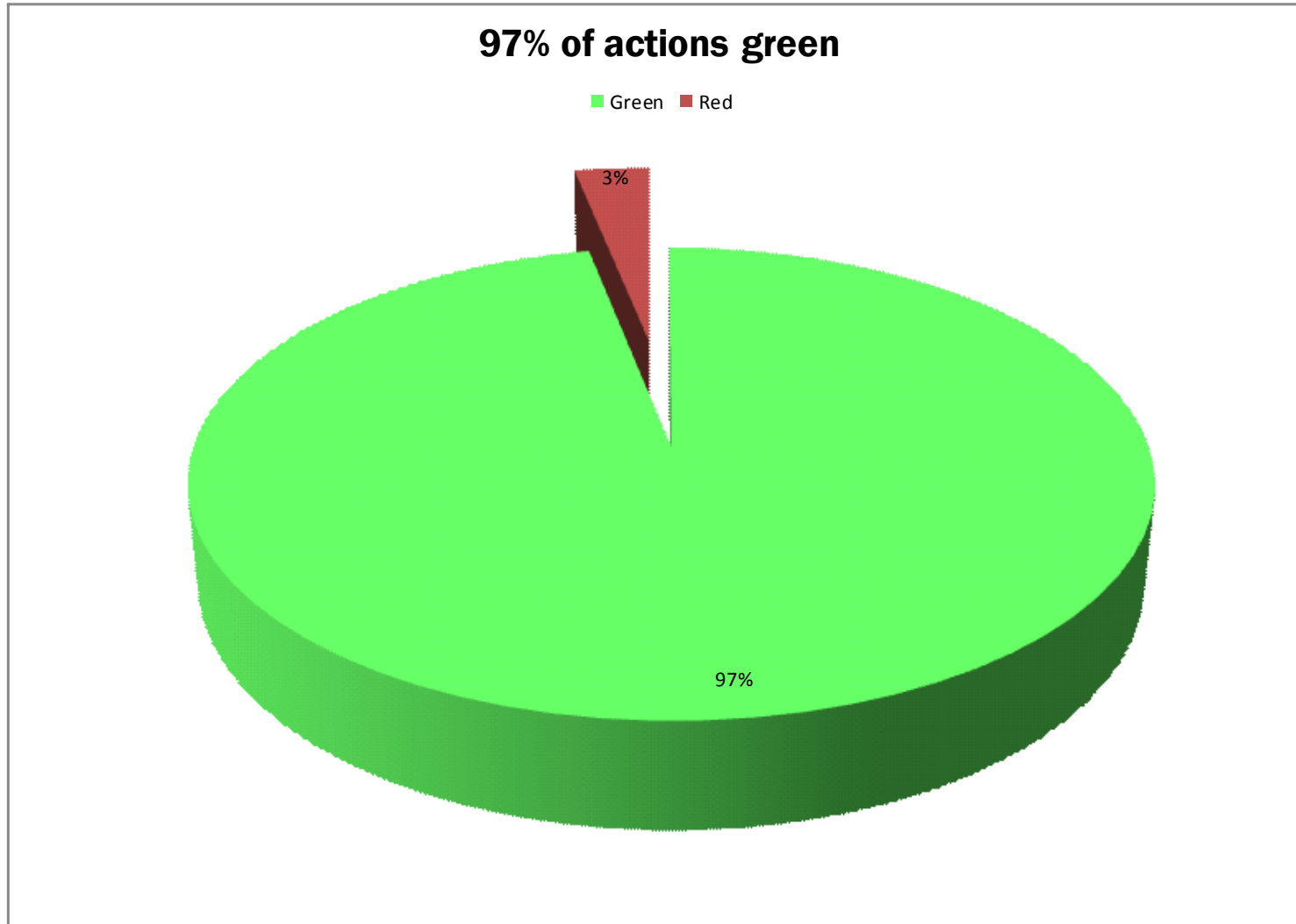
continued to encourage and stimulate tourism

- ◆ A 2012 study reported the total value of tourism to the economy in 2011 as £178 million representing a 2.7% increase from 2009.
- ◆ The tourism sector supported over 4000 jobs and generated nearly 300,000 visitors of which over 47,000 were overseas visitors.
- ◆ One new hotel was opened in the District in Swanley.


continued to encourage vibrant and viable town centres through District Council led economic development activities and through our Planning Policies

- ◆ A Town Centre health check carried out by the District Council in 2012, showed that there was an overall increase of 3654 sq. metres of retail floorspace in the main Sevenoaks town, Swanley and Edenbridge.

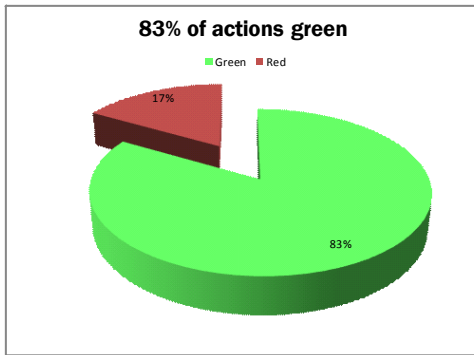
Overall Partnership Monitoring at the end of Year 3, Quarter 4



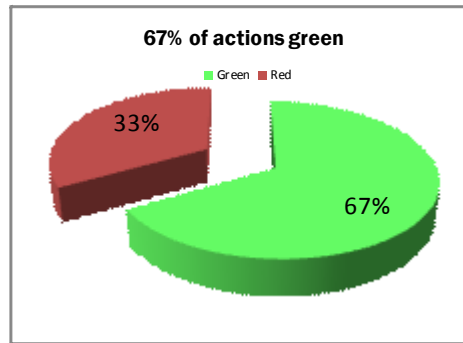
Sevenoaks District Local Strategic Partnership



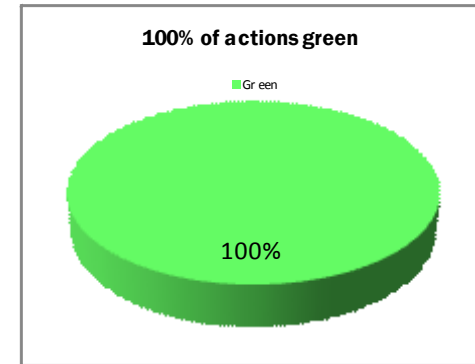
Priority 1: Help Communities to feel safe and be safe



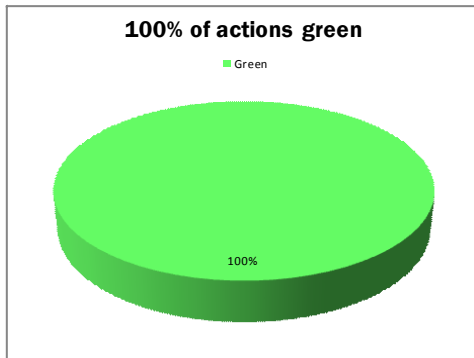
Priority 2: Meeting the needs of an ageing population



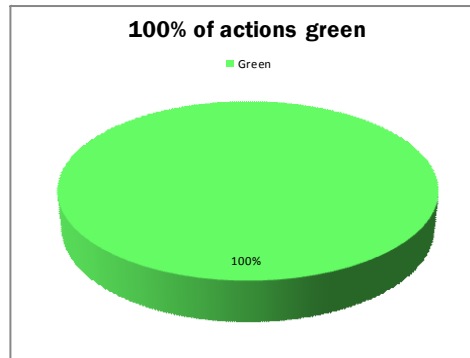
Priority 3: A better start for our children



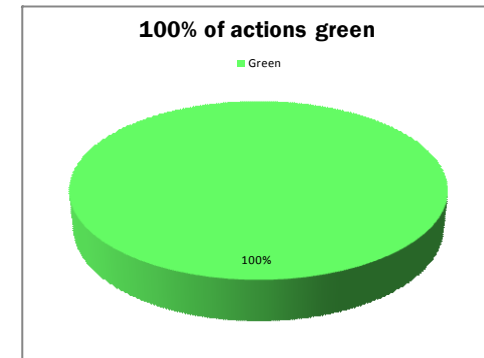
Priority 4: Improve the lives of young people in the District



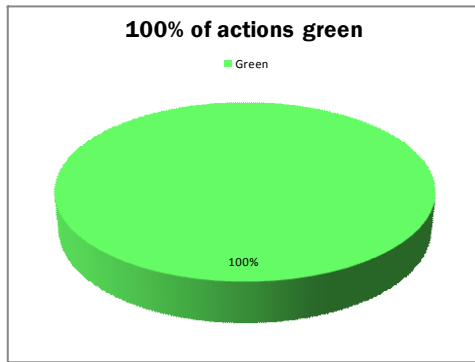
Priority 5: A clean and healthy environment



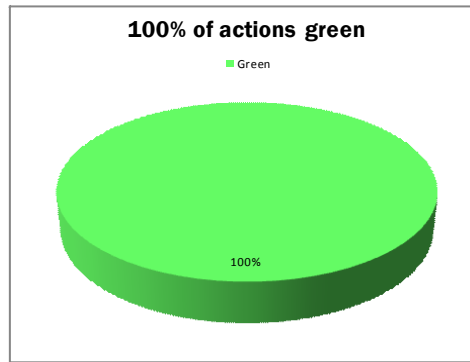
Priority 6: Energy, resources and climate change



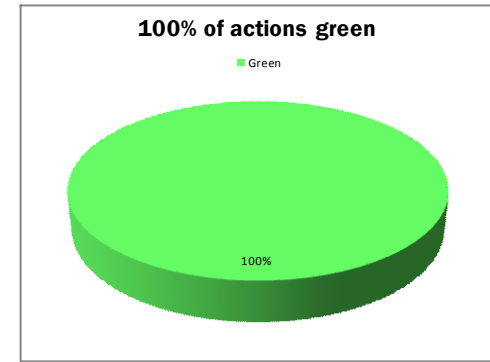
Priority 7: Improve health and wellbeing



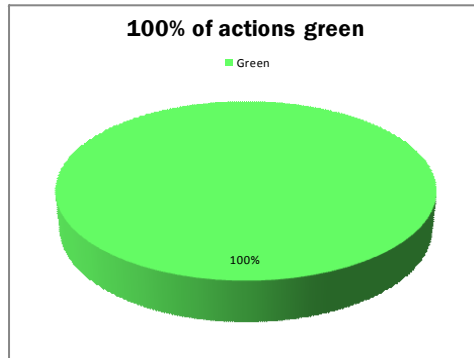
Priority 8: Development and the Environment



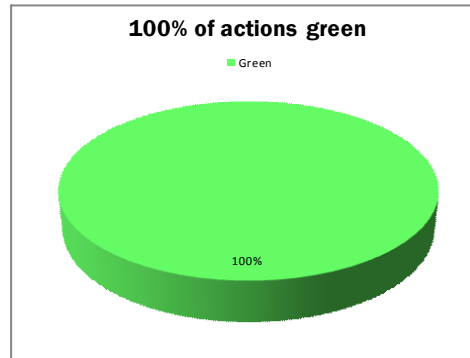
Priority 9: Strong active and involved communities



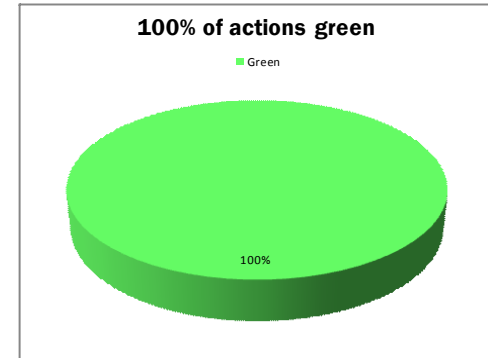
Priority 10: Keep Sevenoaks District moving



Priority 11: Housing to meet residents needs



Priority 12: A thriving economy



For more information about the Community Plan and the new Community Plan for the next three years visit:

Website: www.sevenoaks.gov.uk/communityplan

Email: community.plan@sevenoaks.gov.uk

Call: 01732 227000


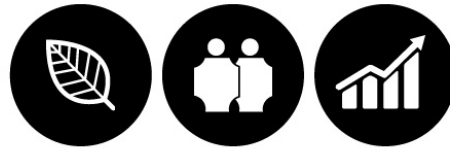
Sevenoaks District Community Plan

Our Vision for the next 15 years (2013-2028)

making it happen
together



making it happen together



The Community Plan is co-ordinated by Sevenoaks District Council. You can follow us on:

Facebook:



www.facebook.com/sevenoaksgov

Twitter



[SDC_newsdesk](https://twitter.com/SDC_newsdesk)

